

Midwinter Trust SoA Template

Last updated on: 26th May 2025

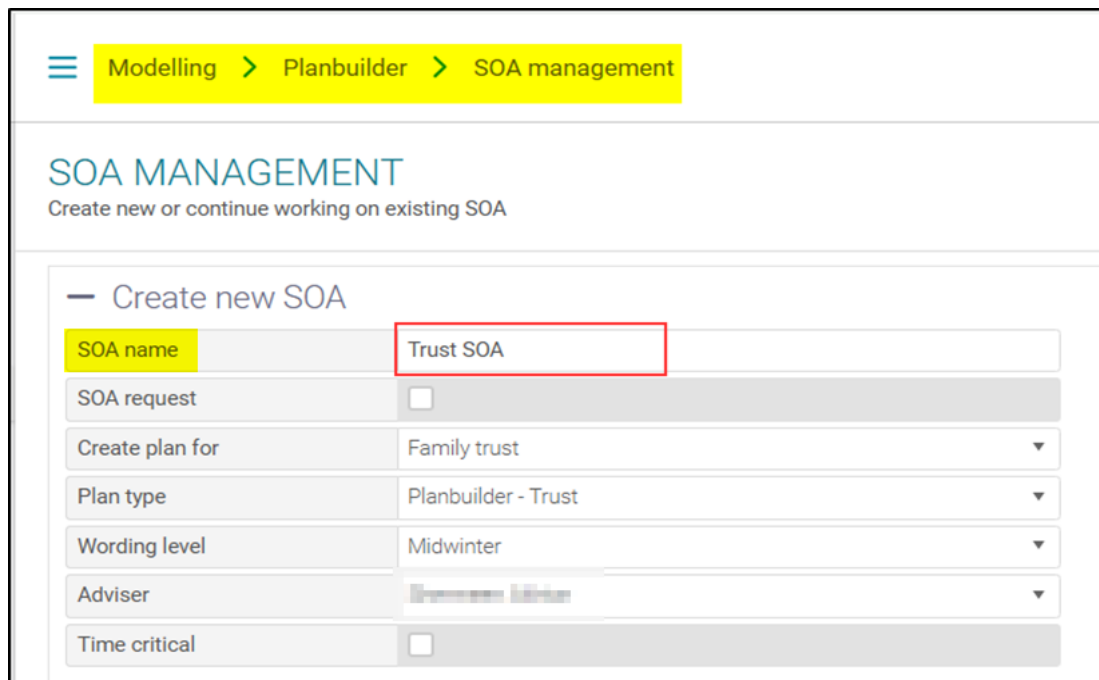


Introduction

Midwinter has created a new Trust SoA template which can be used by our clients to provide advice to a Trust entity. This report can be generated via Planbuilder. In the Trust SoA template, we have added a variety of new recommendations relevant to the Trust. This guide will provide instructions on how to generate the Trust SoA using the Planbuilder module.

How to generate the Trust SoA

1. Once the modelling is completed for the client/entity in AdviceOS, go to Modelling> Planbuilder > SOA management and click on 'Create new SOA'.
2. Type in a name for the SoA in the 'SOA name' text box:



Modelling > Planbuilder > SOA management

SOA MANAGEMENT

Create new or continue working on existing SOA

— Create new SOA

SOA name	Trust SOA
SOA request	<input type="checkbox"/>
Create plan for	Family trust ▼
Plan type	Planbuilder - Trust ▼
Wording level	Midwinter ▼
Adviser	▼
Time critical	<input type="checkbox"/>

3. In the 'Create plan for' drop down menu, select the Trust entity that you are providing advice to



— Create new SOA

SOA name	Trust SOA
SOA request	<input type="checkbox"/>
Create plan for	Family trust ▼

- Select Plan type as 'Planbuilder- Trust' from the drop- down menu.

— Create new SOA

SOA name	Trust SOA
SOA request	<input type="checkbox"/>
Create plan for	Family trust ▼
Plan type	Planbuilder - Trust ▼

- In the 'Wording level' drop down menu, select 'Midwinter'.

— Create new SOA

SOA name	Trust SOA
SOA request	<input type="checkbox"/>
Create plan for	Family trust ▼
Plan type	Planbuilder - Trust ▼
Wording level	Midwinter ▼
Adviser	Bravura Adviser ▼

- Now select the Trust SoA template from the 'Select a template' section and click the 'Create SOA' button.

— Create new SOA

SOA name	Trust SOA
SOA request	<input type="checkbox"/>
Create plan for	Family trust ▼
Plan type	Planbuilder - Trust ▼
Wording level	Midwinter ▼
Adviser	Bravura Adviser ▼
Time critical	<input type="checkbox"/>

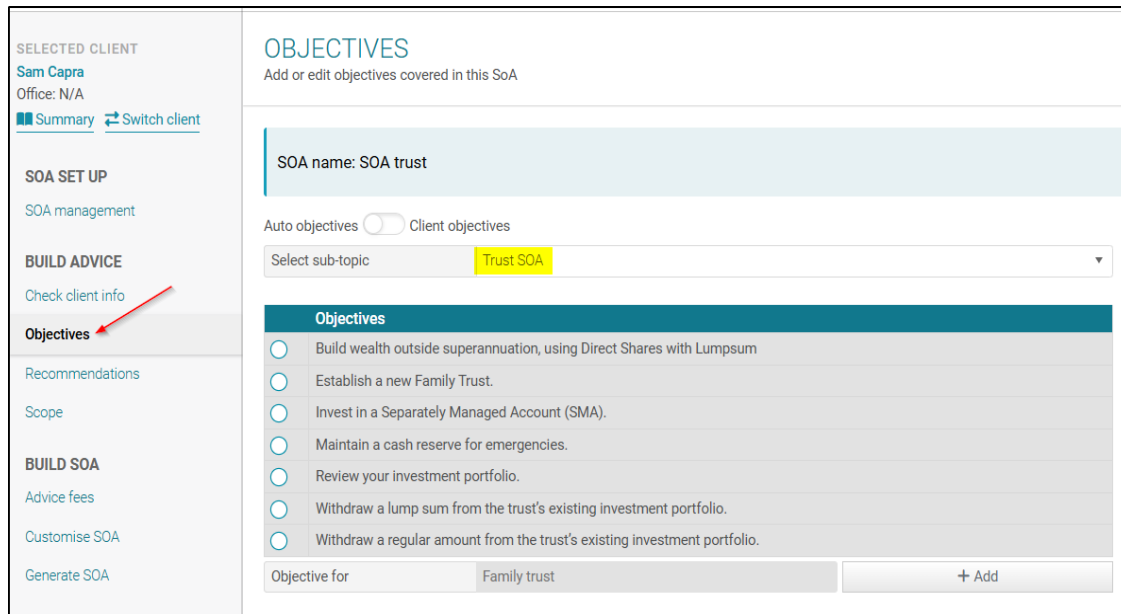
Select a template ☐ Filter by wording level

Template level	Owner	Template name	Description
Midwinter	Midwinter	Midwinter Trust SoA v1	Midwinter Trust SoA v1

Create SOA

For steps 7 to 12, follow the same process as you normally would, to generate an SOA via Planbuilder.

- On the 'Objectives' page, choose the sub- topic as Trust SOA and then add the relevant objectives from the list.



SELECTED CLIENT
 Sam Capra
 Office: N/A
[Summary](#) [Switch client](#)

SOA SET UP
[SOA management](#)

BUILD ADVICE
[Check client info](#)
Objectives
[Recommendations](#)
[Scope](#)

BUILD SOA
[Advice fees](#)
[Customise SOA](#)
[Generate SOA](#)

OBJECTIVES
 Add or edit objectives covered in this SoA

SOA name: SOA trust

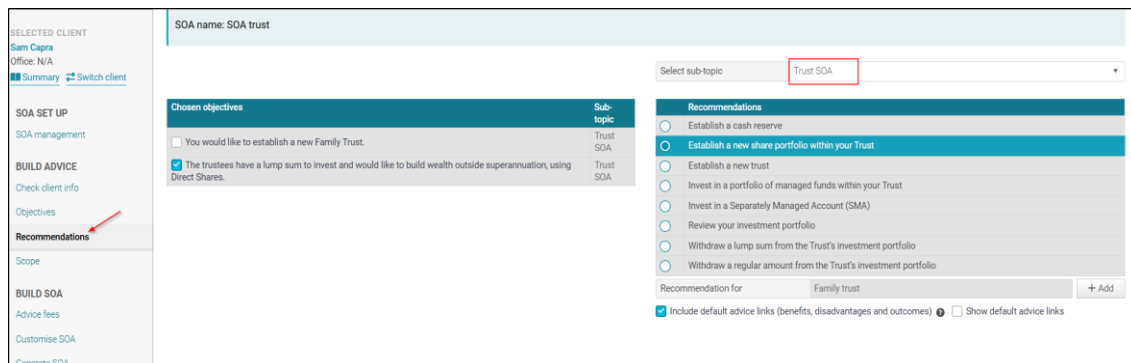
Auto objectives ☐ Client objectives

Select sub-topic **Trust SOA**

Objectives	
<input type="radio"/>	Build wealth outside superannuation, using Direct Shares with Lumpsum
<input type="radio"/>	Establish a new Family Trust.
<input type="radio"/>	Invest in a Separately Managed Account (SMA).
<input type="radio"/>	Maintain a cash reserve for emergencies.
<input type="radio"/>	Review your investment portfolio.
<input type="radio"/>	Withdraw a lump sum from the trust's existing investment portfolio.
<input type="radio"/>	Withdraw a regular amount from the trust's existing investment portfolio.

Objective for **Family trust** [+ Add](#)

- From the 'Recommendations' select the recommendations from the 'Trust SOA' sub- topic as shown in the screenshot below:



SELECTED CLIENT
 Sam Capra
 Office: N/A
[Summary](#) [Switch client](#)

SOA SET UP
[SOA management](#)

BUILD ADVICE
[Check client info](#)
[Objectives](#)
Recommendations
[Scope](#)

BUILD SOA
[Advice fees](#)
[Customise SOA](#)
[Generate SOA](#)

SOA name: SOA trust

Select sub-topic **Trust SOA**

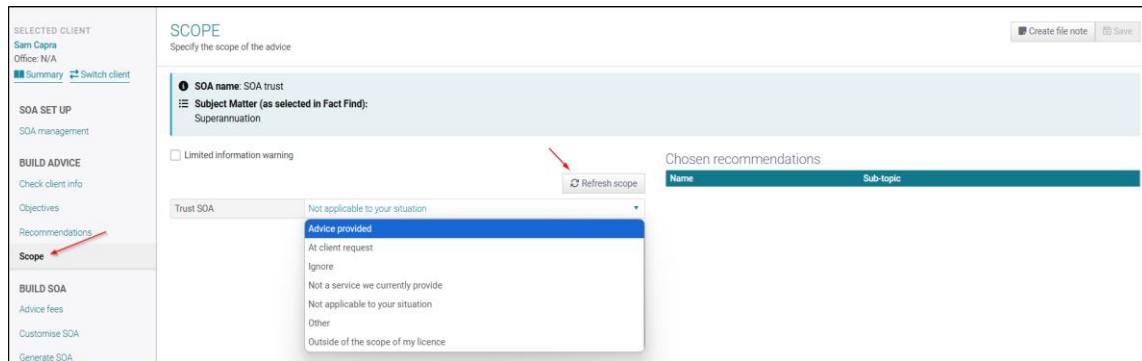
Chosen objectives	Sub-topic
<input type="checkbox"/> You would like to establish a new Family Trust.	Trust SOA
<input checked="" type="checkbox"/> The trustees have a lump sum to invest and would like to build wealth outside superannuation, using Direct Shares.	Trust SOA

Recommendations	
<input type="radio"/>	Establish a cash reserve
<input checked="" type="radio"/>	Establish a new share portfolio within your Trust
<input type="radio"/>	Establish a new trust
<input type="radio"/>	Invest in a portfolio of managed funds within your Trust
<input type="radio"/>	Invest in a Separately Managed Account (SMA)
<input type="radio"/>	Review your investment portfolio
<input type="radio"/>	Withdraw a lump sum from the Trust's investment portfolio
<input type="radio"/>	Withdraw a regular amount from the Trust's investment portfolio

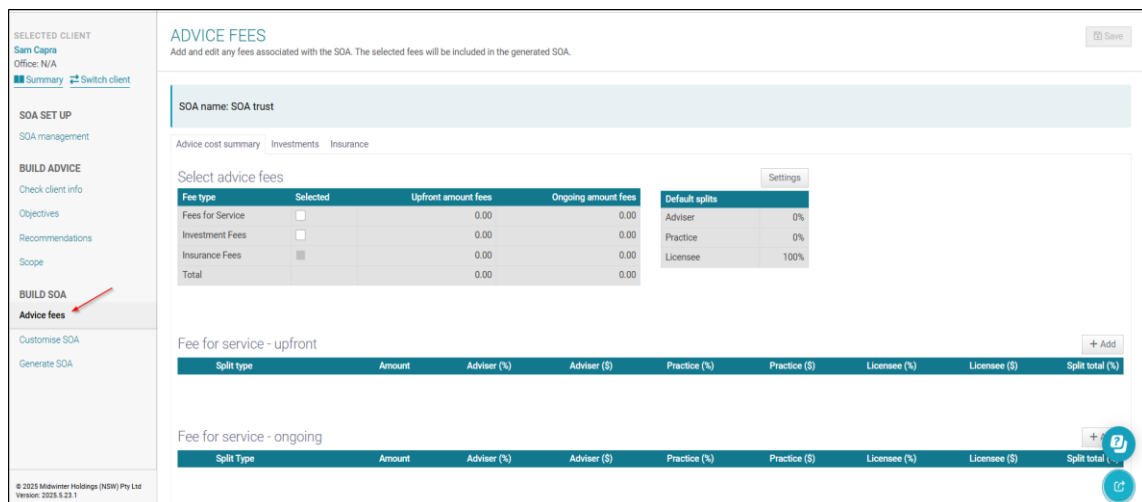
Recommendation for **Family trust** [+ Add](#)

☒ Include default advice links (benefits, disadvantages and outcomes) ☐ Show default advice links

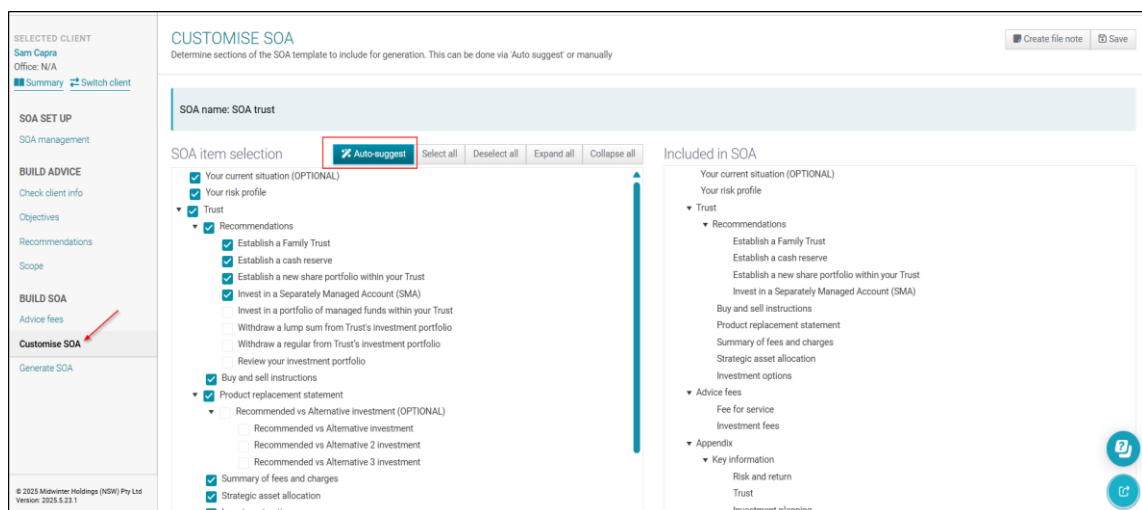
- On the 'Scope' page, click 'Refresh scope' button to bring through the scope of the advice from the Fact Find. Alternatively, you can also select the scope of the advice manually and press the Save button.



10. In the 'Advice fees' tab, add the fees as required within the 'Advice cost summary', 'Investments' and 'Insurance' tabs.



11. Go to 'Customise SOA' tab and click on 'Auto-suggest' to bring through the information that you would like to include in the Trust SOA.



12. In the 'Generate SOA' tab, click the 'Generate Report' button.

SELECTED CLIENT

Sam Capra

Office: N/A

Summary Switch client

SOA SET UP

SOA management

BUILD ADVICE

Check client info

Objectives

Recommendations

Scope

BUILD SOA

Advice fees

Customise SOA

Generate SOA

GENERATE SOA

Queue report for generation and view SOA stats

Create file note Save

Generate Report

SOA summary					
SOA name	SOA trust	Adviser	Shermeen Akhtar	Total upfront fees (\$)	0.00
SOA id	1001944204	Member	Family trust	Total ongoing fees (\$)	0.00
Template name	Midwinter Trust SoA v1	No. of recommendations	4	No. of special words included	0
Template description	Midwinter Trust SoA v1	No. of objectives	2	No. of Q and A included	0
Template owner	Midwinter	Included scopes	1	Replace existing SOA	<input checked="" type="checkbox"/>
Lock Cashflow and Capital scenarios	<input checked="" type="checkbox"/>	Benefits, disadvantages and outcomes	30	Create snapshot	<input checked="" type="checkbox"/>
				Replace snapshot	<input type="checkbox"/>

Objectives & recommendations

Objectives	Recommendations
You would like to establish a new Family Trust.	We recommend you establish a new Family Trust and execute a trust deed. Below are the details of your trust.
	We recommend the trustees invest the current cash proceeds into the recommended share portfolio as outlined below.
	We recommend you invest in a Separately Managed Account (SMA)
The trustees have a lump sum to invest and would like to build wealth outside superannuation, using Direct Shares.	We recommend the trustees maintain a buffer between the investments and spending. This will allow them to cover unexpected costs that arise from time to time.

13. Trust SOA will be generated.



Midwinter Financial Services



Level 6/345 George Street, Sydney NSW 2000



info@midwinter.com.au



1300 882 938